


















MARCA MOTOR: ENGINE BRAND:

## KOHLER®



MODELO MODEL	480V 3PH Trifásico Three-phase		480V 3PH Trifásico Three-phase		ENGINE MOTOR		TABLERO DE CONTROL										
	kW PRP	kVA PRP	kW LTP	kVA LTP	modelo model	 refrigera- cion cool.	 Diesel	 cilindros cylinders	 cm³	 l	 h	CONTROL PANEL	L mm	W mm	H mm	Kg	dBA @7m
<b>DYNAMIC GU14KS</b>	10	13	12	14	KDW1404		Diesel	4	1370	70	24	QFIA-4520	1930	800	1230	530	68
<b>DYNAMIC GU20KS</b>	14	18	16	20	KDW1603		Diesel	6	1650	70	16	QFIA-4520	1930	800	1230	600	68
<b>DYNAMIC GU25KS</b>	16	20	18	22	KDI1903M		Diesel	3	1860	70	18	QFIA-4520	1930	800	1230	650	70
<b>DYNAMIC GU30KS</b>	23	28	25	31	KDI2504M		Diesel	4	2480	70	12	QFIA-4520	1930	800	1230	690	73
<b>STRONG GU40KS</b>	29	36	31	39	KDI2504TM		Diesel	4	2480	100	11	QFIA-4520	2213	960	1258	1076	73
<b>STRONG GU50KS</b>	35	44	39	49	KDI2504TCR		Diesel	4	2480	100	11	QFIA-4520	2213	960	1258	1247	73

LEYENDA:	LEYENDA:
<b>K</b> Motor KOHLER	KOHLER engine
<b>S</b> Version cabinada	Silent version
 Refrigerado por agua	Water cooled
 Autonomía con 75% de la carga	Autonomy at 75% load

Consulte las páginas de 28 a 37 para todos los ratings disponibles con alternador estándar o sobredimensionado.  
See pages from 28 to 37 for all available voltages with standard and oversized alternators.

PROFUNDIZACIÓN - COMPLEMENTOS	
p. 24 Estructura	Structure
p. 28 Ratings	Ratings
p. 38 Tablero de control	Control panel
p. 42 Cuadros automáticos de transferencia	ATS
p. 44 Controladores	Controllers
p. 46 Detalles de estructura	Structure details
p. 48 Accesorios	Accessories
p. 50 ISO container	ISO container
p. 51 Versiones especiales	Special Versions

